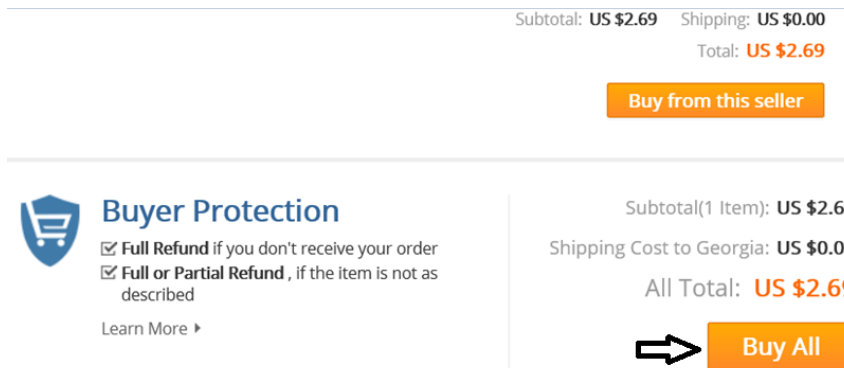


Non-Secure Purchase Guide

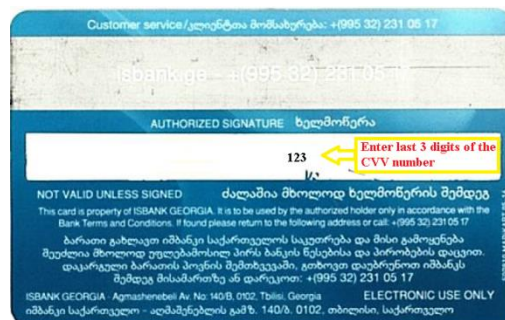
Any website that has payment system can have non-secure or 3D secure service. Let's take one of the websites that has non-secure payment system. This website does not support 3D Secure and before confirmation of the payment you will not receive SMS on your mobile.

Below you can find the steps taken to make a payment in non-secure website.

1. Choose the needed product and go to the payment page:



2. In Payment page enter the information on your İşbank Visa Electron card and proceed (press «Done» button).



Use a new card

Card number
4768 * * * * * * * * * * VISA

Expiry date 01 / 20 Security code 123

Cardholder name
LILIA DZHABARLY

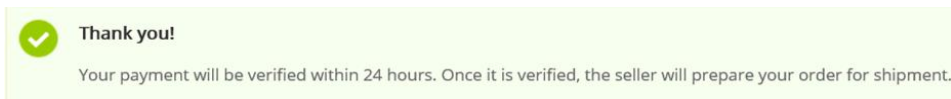
Save this card
You can remove this card at anytime in My AllPay

Done Cancel

Other payment methods

3. Confirm the payment

4. Now you see that your payment has been approved and purchase is successful.



5. Keep in mind that if you make a purchase in the currency that differs from the currency of your İşbank Visa Electron card, İşbank will charge conversion commissions in accordance with approved tariffs of the Bank.
6. By entering İşbank Visa Electron card information on the website that does not have 3D secure system, Client takes the responsibility for all transaction that will be held through this website.
7. Avoid saving İşbank Visa Electron card information on the website and unfamiliar personal computers. Clean cookies after using a website.
8. The Daily limit for Non-secure transactions is Standart for every Clients - 100 USD

Important! İşbank Georgia does not bear responsibility for operations that were executed by the İşbank Visa Electron Card prior to being declared stolen, lost or unlawfully obtained.